

CUSTOM TUITION PAYMENT

Do you have a PayPal account? The EasyCampus Custom Tuition Payment Add-On lets you charge tuition for your courses and receive payments instantly from students via credit cards or PayPal. A PayPal merchant account is recommended but not required. During set up, you will need to provide the email address that is linked to your PayPal account, which must be in good standing.

Steps

1. Login to your EasyCampus
2. Display the Settings Page for a course
3. Select PayPal as the Enrollment method
4. Enter a cost for the course



Sample Screens

Availability

Availability ? This course is available to students ▾

Enrollment key ? ●●●●●● Unmask

Guest access ? Do not allow guests in ▾


Cost ? 25 US Dollar ▾

Settings Page with a Cost Entered

Your order summary

Descriptions	Amount
Back Safety Item number: S100 Item price: \$25.00 Options: User: Demo Student Quantity: 1	\$25.00
Item total	\$25.00
Total \$25.00 USD	

Choose a way to pay

[Log in to my PayPal account](#) 





▼ **Pay with debit or credit card**
If you don't have a PayPal account

Country ▾

Bill Me Later[®], a PayPal service
Get \$10 back on your purchase.
Subject to credit approval. [See Terms](#)

Credit Card

Credit card number

Payment Types    

Expiration date mm / yy
 /

CSC
[What is this?](#)

First name

Last name

Address line 1

Address line 2
(optional)

Paypal Screen with Credit Card Selected as the Payment Option

